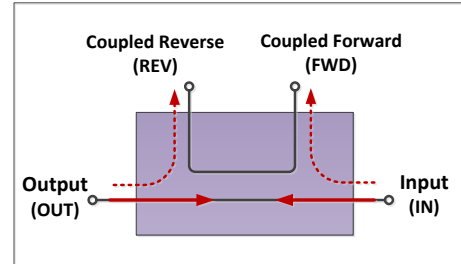




RoHS Compliant

### Electrical schematic

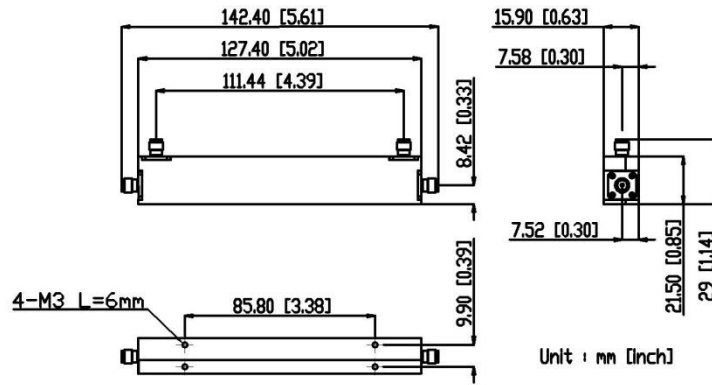


### Electrical Specifications

Parameter	Unit	Frequency (GHz)	Min.	Typ.	Max.	
Nominal Coupling (Forward Direction)	dB	0.5 – 8	5.4	6.0	6.6	
Coupling Flatness (Forward Direction)				±0.5	±0.7	
Directivity (Forward Direction)			21	23		
Main Line VSWR	:1			1.20	1.27	
Coupled Line VSWR				1.20	1.27	
Insertion Loss (Including Coupling Loss)	dB				2.0	2.4
Nominal Coupling (Reverse Direction)			5.3	6.0	6.7	
Coupling Flatness (Reverse Direction)				±0.6	±0.8	
Directivity (Reverse Direction)			17	19		
Average Power Handling	W				50	

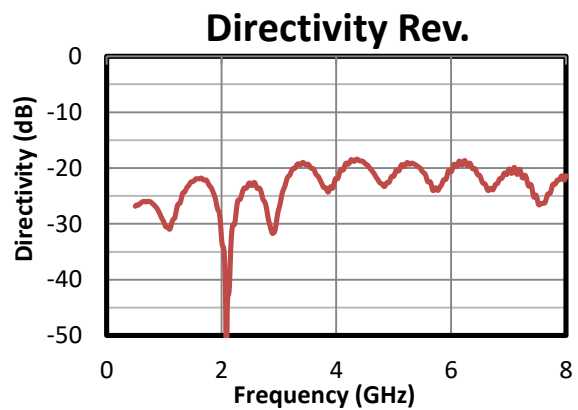
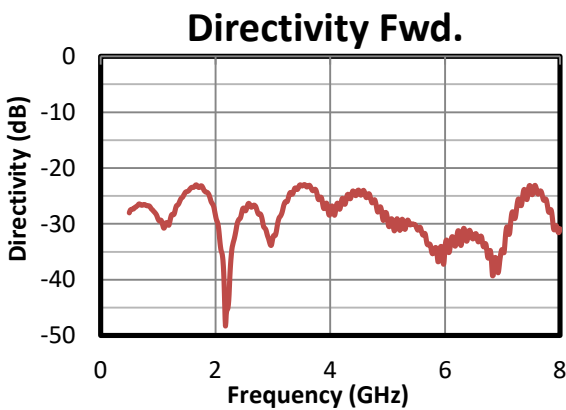
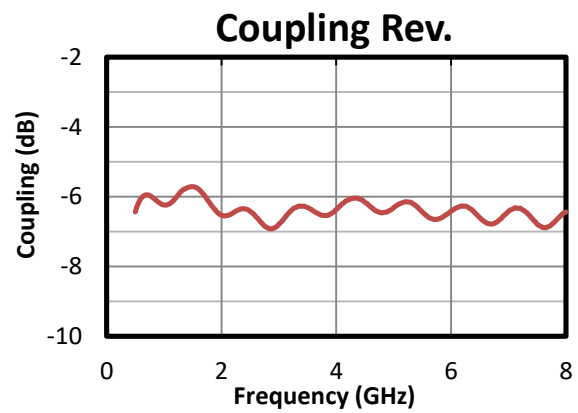
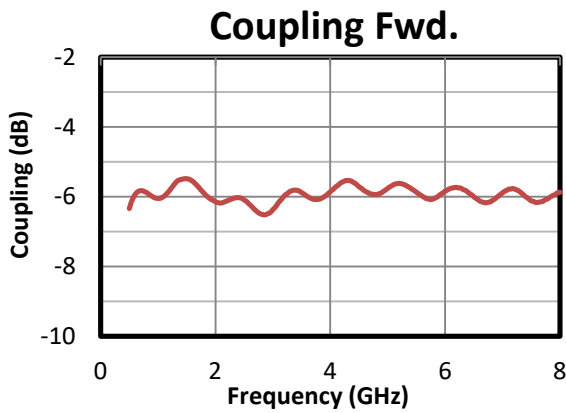
Operated in 50Ω system, 25°C environment.

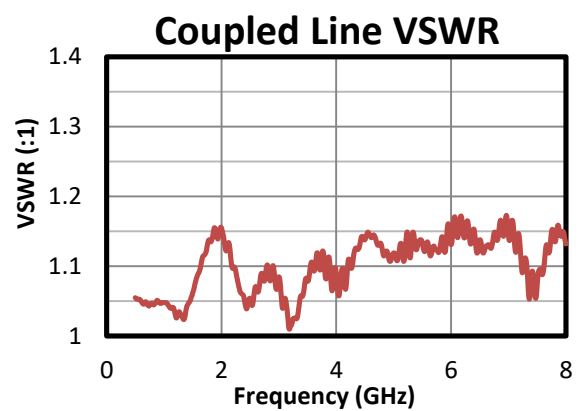
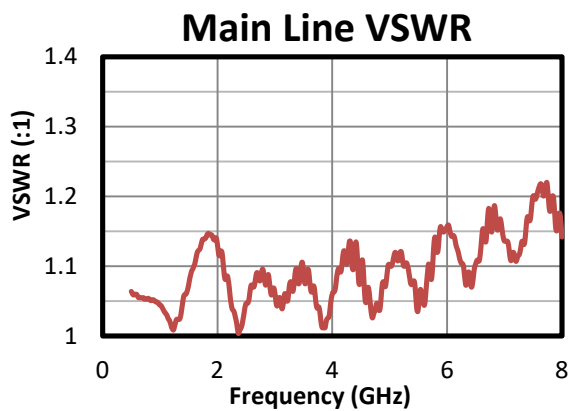
## Outline Drawing



Connectors: SMA Female

## Typical Performance





Typical performance S-parameter file: <https://www.amtery.com/en/goods-66>

For each S/N S-parameter file, go to <https://www.amtery.com/en/downloads>

Note: Specifications are subject to change without notice.