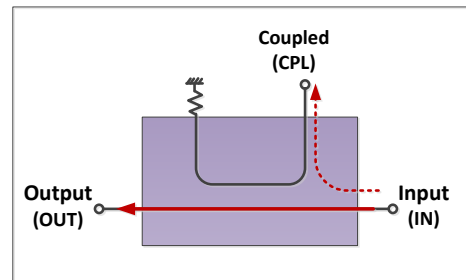




RoHS Compliant

Electrical schematic

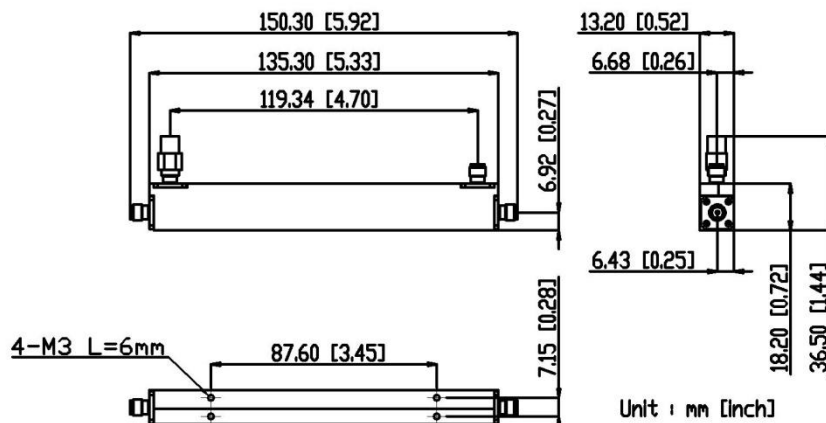


Electrical Specifications

Parameter	Unit	Frequency (GHz)	Min.	Typ.	Max.
Nominal Coupling	dB	0.5 – 12.4	9	10	11
Coupling Flatness				±0.7	±1.1
Directivity		0.5 – 6	19	21	
		6 – 12.4	17	20	
Main Line VSWR	:1	0.5 – 12.4		1.20	1.30
Coupled Line VSWR				1.20	1.35
Insertion Loss (Including Coupling Loss)				1.6	2.0
Average Power Handling			W		

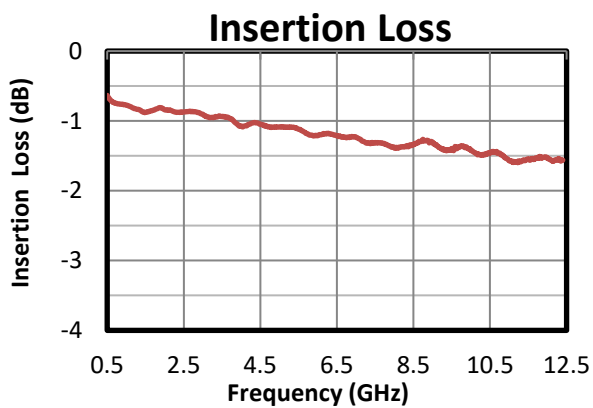
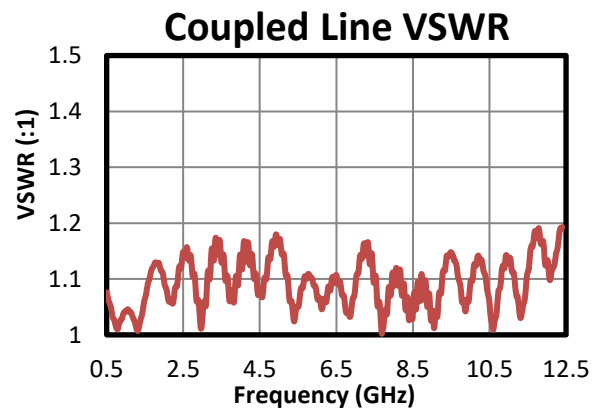
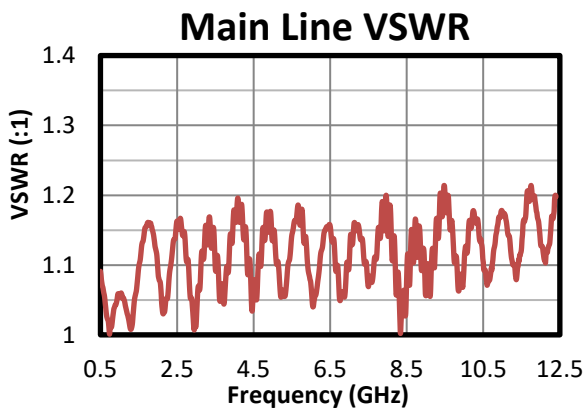
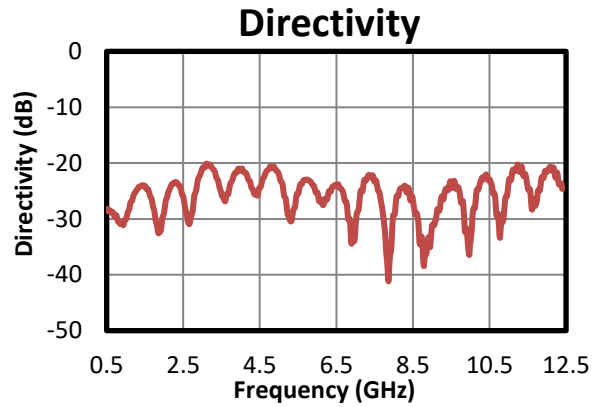
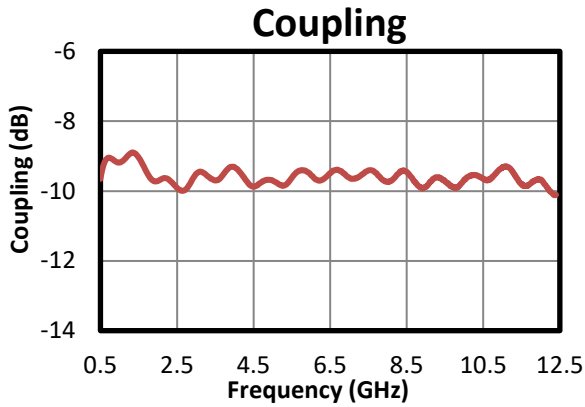
Operated in 50Ω system, 25°C environment.

Outline Drawing



Connectors: SMA Female

Typical Performance



Typical performance S-parameter file: <https://www.amtery.com/en/goods-69>

For each S/N S-parameter file, go to <https://www.amtery.com/en/downloads>

Note: Specifications are subject to change without notice.